

**Commercial & Industrial Hoses,
Vacuum Attachments**
2014-2015 Product Catalog

Vacuum Hose

Cuffs, Connectors
& Adapters

Metal Floor Tools

ABS Plastic Floor Tools

Wands

Replacement Parts for
Floor Tools & Wands

Friction Fit Attachments

2" & 2 1/4"
Tools & Accessories

Overhead Cleaning

Crevice Tools

Pick-Up Nozzles,
Upholstery Tools,
Utility Tools

Dust Brushes

Accessory Kits



A SCHAUBURG HOSE TECHNOLOGY COMPANY



Toll Free: 1.800.334.6878

• www.flexaust.com

• sales@flexaust.com

Flexaust®-TUEC is your number one source for vacuum hose and vacuum cleaning attachments with the broadest selection in the industry. With our hoses and attachments, you have a hard combination to beat.

Flexaust® Product Selection Guide

There are five critical factors in selecting the proper hose and ducting for your application. These are: Size, Temperature, Application, Media and Pressure. The superior strength of Flexaust® hose and ducting makes them suitable for the pressures and velocities normally required for industrial air movement, dust collection, fume control and light bulk material handling.

S **SIZE:** Specify the I.D. of the Flexaust hose or duct required.

T **TEMPERATURE:** Specify media temperature (°F).

A **APPLICATION:** Specify if Air, Fume, Dust and/or Light Weight Materials will be flowing through the hose or duct. See listings to the right.

M **MEDIA:** Specify what media is going through the hose or duct.

P **PRESSURE:** Specify type of pressure. Positive (psj), Negative (Inches Hg.) and/or Inches w.g.

A

Air

- Heating or Cooling
- Drying
- Dehumidifying
- Cleaning
- Dust Covers
- Supply
- Connectors
- Air Filter Intakes

F

Fume

- Laboratory
- Industrial
- Automotive
- Painting
- Welding
- Soldering
- Plating

D





Dust

- Filtering
- Movement
- Exhaust
- Duct Cleaning
- Textile Fiber Collection
- Vacuum Cleaning
- Lint Collection
- Loading (containment)
- Cutting
- Grinding

M

Materials

- Light Weight Material Handling
- Shavings
 - Chips
 - Powders
 - Debris
 - Leaf Collection
 - Street Sweeping
 - Lawn Vacuum
 - Slurries
 - Sawdust Collection
 - Drains
 - Packing Popcorn

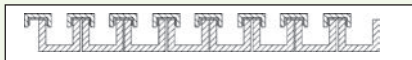
Compatibility Key	
 <p>TYPE 1 – 1¹/₁₆"</p>	<p>Advance® (Nilfisk)**, Centaur®, Crusader®, Husky®, Mastercraft®, Mercury®, Michaels®, Milwaukee®, Minuteman®**, Nortech®, Pacific Steamex®**, Powr-Flite®, Prestige®, ProTeam®, Sandia®, Tiger-Vac®, Tornado®, Vac-U-Max®**, Wal-Vac®, Windsor®</p>
 <p>TYPE 2 – 1¹/₂"</p>	<p>Black & Decker®, Castex®, Dayton®**, Doyle®, General Floorcraft®, Goodway®, Hoffman®, Hoover®, Kaivac®, Kent® (Nilfisk)**, Lamson® (Gardner), Master Power®, NSS®, Nikro®, Nobles®, Pullman®, Sears®**, Shop-Vac®**, Star®, Tennant®</p>
 <p>TYPE 3 – Pull Pin</p>	<p>Alto® (Clarke), Pacific Steamex®**</p>
 <p>TYPE 7 – Grooved Steel</p>	<p>Tornado® (Breuer)</p>

** Indicates fit to more than one type

Flexaust®-TUEC manufactures many products that cannot be found in this catalog. If you are looking for something in particular, new and different or in a color match, we can help. Please give us a call. Some of our most common kits may be found on page 22-23. Please contact a sales representative to discuss your particular application.

Note: Every photograph and illustration in this catalog has been carefully selected to represent the appropriate part as accurately as possible. Not all photographs are to scale when compared to each other, or when two views (front & bottom) of the same part are shown together.

STM



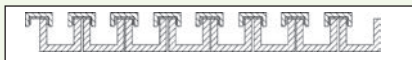
Size Range (In) 1.5", 2"
 Standard Length (Ft) 25', 50'
 Standard Colors orange, blue
 Temperature Range (°F) -40° to 160°



- Polyethylene copolymer hose reinforced with an integral polyethylene helix
- Double profile I-Helix construction for easy movement on surfaces
- Ideal for both truck-mounted & portable carpet cleaning units
- Very flexible
- Superior abrasion resistance
- Crush resistant
- Designed to resist corrosion caused by the combination of hot water & chemical concentration of detergents
- All sizes handle a full vacuum
- Smooth interior assures efficient air flow
- Made with factory-installed polyweld cuffs



Commercial



Size Range (In) 1.25", 1.5", 2", 2.5", 3", 4"
 Standard Length (Ft) 25', 50'
 Standard Colors gray, black
 Temperature Range (°F) -40° to 140°



- Polyethylene copolymer hose reinforced with an integral polyethylene helix
- Double profile I-Helix construction for easy movement on surfaces
- For industrial & commercial vacuum applications
- Crush resistant
- Excellent flexing characteristics
- Superior abrasion resistance
- Smooth interior assures efficient air flow
- All sizes handle a full vacuum
- Cuffs available



Flx Plus



Size Range (In) 1", 1.25", 1.5", 2", 2.5", 3", 3.5", 4"
 Standard Length (Ft) 25', 50'
 Standard Color gray
 Temperature Range (°F) -40° to 140°



- Polyethylene copolymer hose reinforced with an integral polyethylene helix
- Light weight & flexible even at low temperatures
- Tight bending characteristics
- High abrasion resistance
- Wet or dry vacuum in car wash, commercial & industrial applications
- Crush resistant
- Smooth interior assures efficient air flow
- Very good chemical resistance
- All sizes handle a full vacuum
- Cuffs available



DPZ



Size Range (In) 1.25", 1.5", 2"
 Standard Length (Ft) 25', 50'
 Standard Color gray
 Temperature Range (°F) -40° to 140°



- Light weight polyethylene copolymer hose reinforced with an integral polyethylene helix
- Smooth interior assures efficient air flow
- Light weight & flexible even at low temperatures
- Superior external abrasion resistance
- Ideal for wet/dry vacuum in car wash, commercial & industrial applications
- Very good chemical resistance
- Crush resistant
- Cuffs & custom colors available



Uni-Loop



Size Range (In) 1", 1.25", 1.5", 2"
 Standard Length (Ft) 25', 50'
 Standard Color gray
 Temperature Range (°F) -40° to 140°



- Light weight polyethylene copolymer hose reinforced with an integral polyethylene helix
- Smooth interior assures efficient air flow
- Superior external abrasion resistance
- Good flexibility with tight bending characteristics
- Crush resistant
- Ideal for use in light weight vacuum applications & as a drain hose
- Suitable for conduit for wiring
- Meets IAPMO compliance
- Cuffs available
- Available in a high temperature version (Uni-Loop HT)



ULT



Size Range (In) 1", 1.25", 1.5", 2"
 Standard Length (Ft) 25', 50'
 Standard Color platinum
 Temperature Range (°F) -40° to 140°



- Light weight premium grade polyethylene copolymer hose reinforced with an integral polyethylene helix
- Smooth interior assures very efficient air flow
- Superior external abrasion resistance
- Great flex life for long lasting hose life in applications
- Crush resistant
- Ideal for use in light weight vacuum applications & as a drain hose
- Very durable & flexible in hot & cold applications – meets ASTM 595
- Withstands severe twisting with nearly 100% bounce-back
- Cuffs available



StatPath®



Size Range (In) 1", 1.25", 1.5", 2"
 Standard Length (Ft) 25', 50'
 Standard Color black
 Temperature Range (°F) -40° to 140°



- Light weight polyethylene conductive copolymer hose reinforced with an integral polyethylene helix
- Conductive
- Surface Resistivity Level: 10³-10⁵ Ohms/Square
- Smooth interior assures efficient air flow
- Ideal for industrial vacuum & light bulk material applications where static may be an issue
- Superior external abrasion resistance
- Crush resistant
- Conductive cuffs



StatPath® Plus



Size Range (In) 1", 1.25", 1.5", 2"
 Standard Length (Ft) 25', 50'
 Standard Color black with yellow skimcoat
 Temperature Range (°F) -40° to 140°



- Light weight polyethylene conductive copolymer hose with a non-marking skimcoat reinforced with an integral polyethylene helix
- Conductive
- Surface Resistivity Level: 10³-10⁵ Ohms/Square
- Smooth interior assures efficient air flow
- Ideal for industrial vacuum & light bulk material applications where static may be an issue
- Superior external abrasion resistance
- Crush resistant
- Conductive cuffs & custom colors available



Genesis® Vacuum Hose

Tiger Tail®



Size Range (In) 1.5", 2", 3", 4"
 Standard Length (Ft) 25', 50'
 Standard Color yellow and black
 Temperature Range (°F) -40° to 140°

M

- Rugged polyethylene copolymer hose reinforced with an integral polyethylene helix
- Improved polymer formula & 25% thicker to extend life
- Double helix design allows for superior flexibility & durability
- Ideal for waste evacuation, septic pumping & sewer cleaning
- Superior abrasion, better crush resistance & resists kinking
- All sizes handle a full vacuum
- Made with factory-installed leak proof polyweld cuffs
- Threaded replacement screw cuffs & specially formulated replacement hose glue available



Dayflex® Vacuum Hose

MG-U



Size Range (In)75" to 2"
 Standard Length (Ft) 50'
 Standard Color black
 Temperature Range (°F) -60° to 160°

A F D M

- Elastomer polyurethane hose reinforced with a vinyl coated spring steel wire helix
- Light weight & flexible
- Good chemical resistance
- Excellent abrasion resistance
- Cuffs available
- Other colors available



MG-V



Size Range (In)75" to 2"
 Standard Length (Ft) 50'
 Standard Color gray
 Temperature Range (°F) -10° to 160°

A F D M

- PVC hose reinforced with a vinyl coated spring steel wire helix
- Light weight & flexible
- Good chemical resistance
- Popular choice for floor care industry & general industrial vacuum applications
- Cuffs available
- Other colors available
- Available in a stretch version (MG-S)



Flex-Tube® Vacuum Hose

Flex-Tube® TR



Size Range (In) 1" to 10"
 Standard Length (Ft) . . . 25', 50' (10" in 25' only)
 Standard Color black with black helix
 Temperature Range (°F) -60° to 275° intermittent to 300°

F D

- Medium weight co-extruded thermoplastic rubber hose with a rigid external polypropylene helix
- Ultra smooth interior wall assures efficient airflow
- Very flexible & crush resistant
- Tight bend radius
- Moisture & chemical resistant
- Designed for applications with wide temperature ranges
- Spiral co-extruded engineered construction
- Helix acts as a wearstrip
- Wall Thickness = .026" (1" to 5"), .035" (6" to 8"), .040" (10")
- OEM lengths & colors available
- Available in a flame retardant version (Flex-Tube® TR-FR)
- Cuffs available



Flex-Tube[®] PV



Size Range (In) 2" to 12"
 Standard Length (Ft) 12', 25'
 Standard Color clear with black helix
 Temperature Range (°F) 20° to 160°

A F D

- Medium weight co-extruded PVC hose with a rigid external PVC helix
- Economical
- Ultra smooth interior wall assures efficient airflow
- Very flexible & crush resistant
- Spiral co-extruded engineered construction
- Helix acts as a wearstrip
- Wall Thickness = .030" (2" to 3"), .032" (4"), .035" (5" to 8"), .040" (9" to 12")
- OEM lengths & colors available
- Available in a flame retardant version (Flex-Tube[®] PV-FR)
- Cuffs available




Flex-Tube[®] PU



Size Range (In) 2" to 12"
 Standard Length (Ft) 12', 25'
 Standard Color clear with yellow helix
 Temperature Range (°F) -40° to 200°

D M

- Medium weight co-extruded thermoplastic ether based polyurethane hose with a rigid external ABS helix
- Ultra smooth interior assures efficient airflow
- Great abrasion resistance
- Excellent wear performance
- Puncture & tear resistant with high tensile strength
- Good low temperature flexibility
- Crush resistant
- Spiral co-extruded engineered construction
- Helix acts as a wearstrip
- Excellent hydrolysis & microbial resistance
- Wall Thickness = .032" (2" to 2.5"), .033" (3" to 5"), .035" (6" to 8"), .040" (9" to 12")
- OEM lengths & colors available
- Cuffs available



FlexStat[®]



Size Range (In) 1" to 8"
 Standard Length (Ft) 25', 50'
 Standard Color clear with black helix
 Temperature Range (°F) -40° to 200°

F D M

- Specially formulated static dissipative polyurethane hose reinforced with a rigid ABS helix and an embedded copper grounding wire
- Extremely flexible with great abrasion resistance vs. heavy walled PVC
- Smooth interior assures minimal friction loss
- Enclosed copper grounding wire reduces static build-up in material handling applications
- Permanent and non-humidity dependent ESD (electrostatic discharge) protection
- Surface Resistivity Level: 10⁸-10¹⁰ Ohms/Square
- Ideal for plastic pellet and powder transfer
- Manufactured with FDA acceptable materials
- Wall Thickness = .040"
- Cuffs available
- Also available in clean room version (FlexStat[®] CR)




FlexStat[®] 60



Size Range (In) 4" to 8"
 Standard Length (Ft) 25', 50'
 Standard Color clear with yellow helix
 Temperature Range (°F) -40° to 200°

D M

- Specially formulated static dissipative polyurethane hose reinforced with a rigid external ABS helix and an embedded copper grounding wire
- Extreme abrasion resistance and handles high vacuum
- Smooth interior assures minimal friction loss
- Enclosed copper grounding wire reduces static build-up in material handling applications
- Permanent and non-humidity dependent ESD (electrostatic discharge) protection
- Ideal for severe service applications, hopper loading systems and railcar loading/unloading
- Surface Resistivity Level: 10⁸-10¹⁰ Ohms/Square
- Wall Thickness = .060"
- Cuffs available for 4" ID



Cuffs & Connectors

Accessories & End Finishes for Flexaust® Vacuum Hose Product Line

	Commercial	Fix Plus	Uni-Loop	ULT	DPZ	StatPath®	StatPath® Plus	MG-V	MG-U	FlexStat®
Standard Screw Cuffs										
Screw Cuff .75" Gray 075EW								•	•	
Screw Cuff 1" Gray 03100754								•	•	
Screw Cuff 1" Gray 100EW								•	•	
Screw Cuff 1" Black 100EB			•							
Screw Cuff 1.25" Gray 03100201	•	•	•	•	•					
Screw Cuff 1.25" Gray 125E		•	•	•	•					
Screw Cuff 1.25" Gray 03100755								•	•	
Screw Cuff 1.25" Gray 125EW								•	•	
Screw Cuff 1.25" Black 125EWBK								•	•	
Screw Cuff 1.25" Black 03100202	•	•	•	•	•					
Screw Cuff 1.25" Black 125EBK		•	•	•	•					
Screw Cuff 1.5" Gray 03100900	•	•	•	•	•					
Screw Cuff 1.5" Gray 150EF			•		•					
Screw Cuff 1.5" Gray 03100469								•	•	
Screw Cuff 1.5" Gray 150EW								•	•	
Screw Cuff 1.5" Black 03100901	•	•	•	•	•					
Screw Cuff 1.5" Black 150EFBK			•		•					
Screw Cuff 1.5" Gray 150E0	•	•								
Screw Cuff 1.5" Black 150EOBK	•	•								
Screw Cuff 1.5" Black 150EWBK78								•	•	
Screw Cuff 1.5" White 03100902	•	•	•	•	•					
Screw Cuff 1.5" White 150EWH								•	•	
Screw Cuff 2" Gray 03100380	•	•	•	•						
Screw Cuff 2" Gray 03100384					•					
Screw Cuff 2" Gray 200E	•	•	•	•	•					
Screw Cuff 2" Gray 03100615								•	•	
Screw Cuff 2" Black 03100381	•	•	•	•						
Screw Cuff 2" Black 200EBK	•	•	•	•	•					
Screw Cuff 2" White 03100383	•	•	•	•						
Screw Cuff 2.5" Gray 03100800	•									
Screw Cuff 3" Gray 03100801	•									
Screw Cuff 4" Gray 03100802	•									
Conductive Screw Cuffs										
Conductive Screw Cuff 1" Black 100EBSC						•	•			
Conductive Screw Cuff 1.25" Black 03100207						•	•			
Conductive Screw Cuff 1.25" Black 125EBKSC						•	•			
Conductive Screw Cuff 1.5" Black 03100907						•				
Conductive Screw Cuff 1.5" Black 03100797										•
Conductive Screw Cuff 1.5" Black 150EFBKSC						•	•			
Conductive Screw Cuff 2" Black 03100387						•	•			
Conductive Screw Cuff 2" Black 03100798										•
Conductive Screw Cuff 2" Black 200EBKSC						•	•			
Enlarger Screw Cuffs										
Enlarger Screw Cuff 1" to 1.5" Black 10015EB			•							
Enlarger Screw Cuff 1.25" to 1.5" Gray 12515E		•	•	•	•					
Enlarger Screw cuff 1.25" to 1.5" Gray 12515EW								•	•	
Enlarger Screw Cuff 1.25" to 1.5" Black 12515EWBK								•	•	




Cuffs & Connectors







	Commercial	Fix Plus	Uni-Loop	ULT	DPZ	StatPath®	StatPath® Plus	MG-V	MG-U	FlexStat®
Enlarger Screw Cuff 1.5" to 1.75" Gray 150ESU			●	●	●					
Enlarger Screw Cuff 1.5" to 2" Gray 03100280	●	●	●	●	●					
Enlarger Screw Cuff 1.5" to 2" Gray 15200E		●	●	●	●					
Enlarger Screw Cuff 1.5" to 2" Gray 15200EW								●	●	
Enlarger Screw Cuff 1.5" to 2" Black 15200EBK		●	●	●	●					
Conductive Enlarger Screw Cuffs										
Conductive Enlarger Screw Cuff 1" to 1.25" Black 10012EBKSC						●	●			
Conductive Enlarger Screw Cuff 1.25" to 1.5" Black 12515EBKSC						●	●			
Conductive Enlarger Screw Cuff 1.5" to 2" Black 15200EBKSC						●	●			
Reducer Screw Cuffs										
Reducer Screw Cuff 1.5" to 1.25" Gray 15125E		●	●	●	●					
Reducer Screw Cuff 1.5" to 1.25" Gray 15125EW								●	●	
Reducer Screw Cuff 1.5" to 1.25" Black 15125EBK		●	●	●	●					
Reducer Screw Cuff 2" to 1.5" Gray 03100400	●	●	●	●	●					
Reducer Screw Cuff 2" to 1.5" Gray 20150E	●	●	●	●	●					
Standard Swivel Cuffs										
Swivel Cuff 1.25" Gray 03100430	●	●	●	●	●					
Swivel Cuff 1.25" Black 125ESBK		●	●	●	●					
Swivel Cuff 1.25" Black 125ESWBK								●	●	
Swivel Cuff 1.5" Gray 03100440	●	●	●	●	●					
Swivel Cuff 1.5" Gray 150ESF		●	●	●	●					
Swivel Cuff 1.5" Black 150ESFBK		●	●	●	●					
Swivel Cuff 1.5" Black 150ESWBK								●	●	
Swivel Cuff 2" Gray 03100450	●	●	●	●	●					
Swivel Cuff 2" Gray 200ES	●	●	●	●	●					
Conductive Swivel Cuffs										
Conductive Swivel Cuff 1.5" Black 03100957						●				
Conductive Swivel Cuff 1.5" Black 150ESFBKSC						●	●			
Conductive Swivel Cuff 2" Black 03100956						●	●			
Conductive Swivel Cuff 2" Black 200ESBKSC						●	●			
Reducer Swivel Cuffs										
Reducer Swivel Cuff 2" to 1.5" Gray 03100455	●	●	●	●	●					
Double Threaded Connectors										
Connector 1.25" Gray 03100180	●	●	●	●	●					
Connector 1.5" Gray 03100240	●	●	●	●	●					
Connector 2" Gray 03100360	●	●	●	●	●					
Specialty Cuffs & Connectors										
Conductive Enlarger Swivel Connector 1" to 1.25" Black 10012CSBKSC						●	●			
Central Vac Screw Cuff 1.25" Black 125EBANDBK		●	●	●	●					
45° Screw Cuff Nozzle 1.5" Gray 03100100	●	●	●	●	●					
45° Screw Cuff Nozzle 2" Gray 03100160	●	●	●	●	●					
30° Reducer Screw Cuff Nozzle 2" to 1.5" Gray 03100140	●	●	●	●	●					

Cuffs, Connectors & Adapters




Specialty Hose Cuffs

PART NO.	FITS HOSE ID	FITS CONN. OD	COLOR	
125EBANDBK	1¼" Central Vacuum	1¼"	Black	
150EO	1½"	1½"	Gray	
150EOBK	1½"	1½"	Black	
150K	1½" Heavy Duty	1½"	Gray	
200K	2" Heavy Duty	2"	Gray	







Hose Adapters

PART NO.	DESCRIPTION	FITS HOSE ID	LENGTH	
16C	Hose Adapter, Chrome Steel	2"	13½"	
HA5	Tool Adapter	1½"	5"	
HO15T	Central Vacuum Inlet Adapter	1½"	5"	
HO20T	Central Vacuum Inlet Adapter	2"	5"	
ST10	Male Hose Coupling	1½"	6"	

Hose Connectors

PART NO.	DESCRIPTION	FITS HOSE ID	LENGTH	
125C (03100180)	Hose Connector, Plastic	1¼"	4"	
150CM	Hose Connector, Chrome Steel	1½"	5"	
200CM8	Hose Connector, Chrome Steel	2"	8"	
233	Hose Connector, Plastic	—	2½"	
610	Hose Connector, Plastic	1½"	5"	
150C (03100240)	Hose Connector, Plastic	1½"	3½"	
200C (03100360)	Hose Connector, Plastic	2"	4"	

Vacuum Inlet Adapters

PART NO.	MATERIAL	FITS HOSE ID	FITS CONN.	
AC16	Chrome Steel, PVC	1½"	2"	
AC17	Chrome Steel	1½"	2"	
H32T	Chrome Steel	1½"	2"	
HO15T	Chrome Steel	1½"	1½"	
HO20T	Chrome Steel	2"	2"	
ST10	Aluminum, Steel	1½"	—	
M20	Chrome Steel	1½"	1⅞"	

1 1/2" Carpet Tools

SMOOTH FACE CARPET TOOL				For dry pick-up on all carpet types.	
PART NO.	BODY MATERIAL	WIDTH	TYPE*		
646	Aluminum	14"	1		
6465	Aluminum	14"	2		
6467	Aluminum	14"	3		
GULPER TOOL				For wet/dry pick-up on most surfaces.	
PART NO.	BODY MATERIAL	WIDTH	TYPE*		
304	Aluminum	12"	1		
3045	Aluminum	12"	2		
318	Aluminum	18"	1		
3185	Aluminum	18"	2		

1 1/2" Floor Brushes

NYLON (MEDIUM) BRISTLE				For dry pick-up on all bare surfaces.	
PART NO.	BODY MATERIAL	WIDTH	TYPE*		
635N	Aluminum	14"	1		
6355N	Aluminum	14"	2		
6355SL	Aluminum	14"	2		
6357N	Aluminum	14"	3		

1 1/2" Squeegee Tools

FIBER				For wet pick-up on rough surfaces.	
PART NO.	BODY MATERIAL	WIDTH	TYPE*		
634	Aluminum	14"	1		
6345	Aluminum	14"	2		
NEOPRENE				For wet pick-up on bare surfaces.	
PART NO.	BODY MATERIAL	WIDTH	TYPE*		
645	Aluminum	14"	1		
6455	Aluminum	14"	2		
6457	Aluminum	14"	3		
BUNA-N (WHITE)				Excellent resistance to oils and greases.	
PART NO.	BODY MATERIAL	WIDTH	TYPE*		
645BN	Aluminum	14"	1		
6455BN	Aluminum	14"	2		









1 1/2" Specialty Tools

SQUEEGEE TOOL & FLOOR BRUSH COMBINATION				Adjustable wheels, shown with brushes.	
PART NO.	BODY MATERIAL	WIDTH	TYPE*		
650	Aluminum	18"	1		
6505	Aluminum	18"	2		
6509	Aluminum	18"	3		















* See chart on page 1

ABS Plastic Floor Tools

1½" Carpet Tools

SMOOTH FACE CARPET TOOL				For wet/dry pick-up on low pile carpet.	 
PART NO.	COLOR	WIDTH	TYPE*		
521	Gray	14"	1		
5215	Gray	14"	2		
SCALLOP FACE CARPET TOOL				For dry pick-up on all carpet types. Gives that just-cleaned carpet look.	 
546	Gray	14"	1		
5465	Gray	14"	2		
E-Z GLIDE CARPET TOOL				For dry pick-up on all carpet types.	 
60543	Gray	14"	1		
605435	Gray	14"	2		
PADDLE TOOL				For dry pick-up on all carpet types. Gives that just-cleaned carpet look.	 
548	Gray	14"	1		
5485	Gray	14"	2		

1½" Floor Brushes

POLY (MEDIUM STIFF) BRISTLE				Wheeled floor brush, for dry pick-up on all bare surfaces.	 
PART NO.	COLOR	WIDTH	TYPE*		
40935	Black	14"	1		
409355	Black	14"	2		
NYLON (MEDIUM) BRISTLE				For dry pick-up on all bare surfaces.	 
535	Gray	14"	1		
5355	Gray	14"	2		
5357	Gray	14"	3		
HORSEHAIR (SOFT) BRISTLE				For dry pick-up on all bare surfaces.	 
535H	Gray	14"	1		
5355H	Gray	14"	2		
TAMPICO (STIFF) BRISTLE				For dry pick-up on all bare surfaces.	 
536	Gray	14"	1		
5365	Gray	14"	2		
SLOTTED NYLON (MEDIUM) BRISTLE				For dry pick-up on all bare surfaces. Slotted front bristles for improved airflow.	 
535SL	Gray	14"	1		
5355SL	Gray	14"	2		
SLOTTED HORSEHAIR (SOFT) BRISTLE				For dry pick-up on all bare surfaces. Slotted front bristles for improved airflow.	 
535HSL	Gray	14"	1		
5355HSL	Gray	14"	2		
NOTCHED NYLON (MEDIUM) BRISTLE				For dry pick-up on all bare surfaces.	 
60835	Gray	20"	1		
608355	Gray	20"	2		







* See chart on page 1

1 1/2" Squeegee Tools				
NEOPRENE				
PART NO.	COLOR	WIDTH	TYPE*	
40947	Black	14"	1	Wheeled squeegee tool, for wet pick-up on most surfaces.
409475	Black	14"	2	
545	Gray	14"	1	For wet pick-up on most surfaces.
5455	Gray	14"	2	
5457	Gray	14"	3	
608455	Gray	20"	2	
FIBER				
534	Gray	14"	1	For wet pick-up on rough surfaces.
5345	Gray	14"	2	
BUNA-N (WHITE)				
545BN	Gray	14"	1	Excellent resistance to oils and greases.
5455BN	Gray	14"	2	
NATURAL RUBBER (BEIGE)				
545NR	Gray	14"	1	For wet pick-up; not oil resistant blades.
5455NR	Gray	14"	2	
THERMOPLASTIC ELASTOMER (TPE)				
547	Gray	14"	1	Good chemical resistance. Serrated blades.
5475	Gray	14"	2	









1 1/2" Specialty Tools				
FELT BLADE FLOOR TOOL				
PART NO.	COLOR	WIDTH	TYPE*	
532	Gray	14"	1	For dry pick-up on hardwood, marble and polished floors.
5325	Gray	14"	2	
5327	Gray	14"	3	
SCALLOPED FELT BLADE FLOOR TOOL				
532SCA	Gray	14"	1	For dry pick-up on hardwood, marble and polished floors. Scallops for improved airflow.
5325SCA	Gray	14"	2	
BARE FLOOR AND RUG TOOL				
598	Gray	11"	1	Covers a larger area with adjustable brush.
5985	Gray	11"	2	
599	Gray	16"	1	
5995	Gray	16"	2	
SLOTTED HORSEHAIR (SOFT) BRISTLE				
902GPR	Gray	10"	1	For dry pick-up on bare floors.
902GMR	Gray	10"	2	

* See chart on page 1

1½" One-Piece Wands

PART NO.	BENDS	BODY MATERIAL	COUPLING	LENGTH	TYPE*	
21A	2	Aluminum	Metal	54"	1	
21A5	2	Aluminum	Metal	54"	2	
21AC	2	Aluminum	Metal	54"	3	
21AP	2	Aluminum	ABS	54"	1	
21AP5	2	Aluminum	ABS	54"	2	
21AP56	2	Aluminum	ABS	56"	1	
21AP556	2	Aluminum	ABS	56"	2	
21C	2	Chrome Steel	Metal	54"	1	
21C5	2	Chrome Steel	Metal	54"	2	
21P	2	ABS	ABS	54"	1	
21P5	2	ABS	ABS	54"	2	
49A	2	Aluminum	Metal	49"	1	
49A5	2	Aluminum	Metal	49"	2	
28A	2	Aluminum Telescopic	Metal	42"-59"	1	
28A5	2	Aluminum Telescopic	Metal	42"-59"	2	
28AP	2	Aluminum Telescopic	ABS	42"-59"	1	
28AP5	2	Aluminum Telescopic	ABS	42"-59"	2	

1½" Two-Piece Wands

PART NO.	BENDS	BODY MATERIAL	COUPLING	LENGTH	TYPE*	
22A	2	Aluminum	Metal	54"	1	
22A5	2	Aluminum	Metal	54"	2	
22AP	2	Aluminum	ABS	54"	1	
22AP5	2	Aluminum	ABS	54"	2	
22C	2	Chrome Steel	Metal	54"	1	
22C5	2	Chrome Steel	Metal	54"	2	
22CP	2	Chrome Steel	ABS	54"	1	
22CP5	2	Chrome Steel	ABS	54"	2	
27CP	2	Chrome Steel	ABS	54"	1	
27CP5	2	Chrome Steel	ABS	54"	2	
29B	2	Aluminum	Metal	56"	1	
29B5	2	Aluminum	Metal	56"	2	
29BC	2	Aluminum	Metal	56"	3	
29BP	2	Aluminum	ABS	56"	1	
29BP5	2	Aluminum	ABS	56"	2	

* See chart on page 1

Replacement Parts for Floor Tools & Wands



Wand Replacement Parts

PART NO.	DESCRIPTION	FITS TOOLS
21AWC	Metal Coupling	21A, 21C, 22A, 22C, 28A, 29B, 49A
21A5WC	Metal Coupling	21A5, 21C5, 22A5, 22C5, 28A5, 29B5, 49A5
21ACP	Pull Pin Assembly	21AC, 29BC
21NA	Metal Nut	21A, 21C, 22A, 22C, 28A, 29B, 49A
21NA5	Metal Nut	21A5, 21C5, 22A5, 22C5, 28A5, 29B5, 49A5
21NP	ABS Nut	21AP, 21AP56, 21P, 22AP, 22CP, 27CP, 28AP, 29BP
21NP5	ABS Nut	21AP5, 21AP556, 21P5, 22AP5, 22CP5, 27CP5, 28AP5, 29BP5
21RPK	Ring (Pkg. of 10)	21A, 21AP, 21AP56, 21C, 21P, 22A, 22AP, 22C, 22CP, 27CP, 28A, 28AP, 29B, 29BP, 49A
21R5PK	Ring (Pkg. of 10)	21A5, 21AP5, 21AP556, 21C5, 21P5, 22A5, 22AP5, 22C5, 22CP5, 27CP5, 28A5, 28AP5, 29B5, 29BP5, 49A5

Plastic Floor Tools Replacement Parts

PART NO.	DESCRIPTION	FITS TOOLS
409475SWS	Repair Kit – Squeegee Blades (2), Screws (2), Wheels and Wheel Holders (2)	40947, 409475
415SBFPK	Blades, Neoprene (2)	40947, 409475
522B	Bumper	521, 5215, 546, 5465
532FPK	Blades, Felt (2)	532, 5325, 5327
532FSCP	Blades, Felt (2 Scalloped)	532SCA, 5325SCA
535B	Brush, Nylon	535, 5355, 5357
535BH	Brush, Horsehair	535H, 5355H
535BHSL	Slotted Brush, Horsehair	535HSL, 5355HSL
535BNSL	Slotted Brush, Nylon	535SL, 5355SL
535CS	Clip & Screw	535, 5355, 5357, 535H, 5355H, 5355SL, 535HSL, 5355HSL, 535SL, 536, 5365
536B	Brush, Tampico	536, 5365
545BNSBPK	Blades, Buna-N (2 Narrow, 2 Wide)	545BN, 5455BN
545NRSBPK	Blades, Natural Rubber (2 Narrow, 2 Wide)	545NR, 5455NR
545SBPK	Blades, Neoprene (2 Narrow, 2 Wide)	545, 5455
547SBPK	Blades, TPE (2 Serrated, 2 Flat)	547, 5475
598B	Brush, Nylon	598, 5985
599B	Brush, Nylon	599, 5995
60543RE	Repair Kit – Brush Strip, Shoes (2), Screws (4)	60543, 605435

Metal Floor Tool Replacement Parts

PART NO.	DESCRIPTION	FITS TOOLS
3004BN	Brush, Nylon	635N, 6355N
634BPK	Blades, Fiber (2)	634, 6345
645BNSBPK	Blades, Buna-N (2 Narrow, 2 Wide)	645BN, 6455BN
645SBPK	Blades, Neoprene (2 Narrow, 2 Wide)	645, 6455, 6457
646BU	Bumper	634, 6345, 635N, 6355N, 6355SL, 6357N, 645, 6455, 6457, 645BN, 6455BN, 646, 6465, 6467
650SBPK	Blades, Neoprene (2)	650, 6505, 6509
650BRPK	Brushes, Nylon (2)	650, 6505, 6509

Friction Fit Attachments

32mm (1 ¼") & 38mm (1 ½") Friction Fit Carpet Tools

SMOOTH FACE CARPET TOOL

PART NO.	COLOR	WIDTH	TYPE
32521	Gray	14"	32mm
38521	Gray	14"	38mm

For wet/dry pick-up on low pile carpet.



SCALLOP FACE CARPET TOOL

32546	Gray	14"	32mm
38546	Gray	14"	38mm

For dry pick-up on all carpet types. Gives that just-cleaned look.



PADDLE TOOL

32548	Gray	14"	32mm
38548	Gray	14"	38mm

For dry pick-up on all carpet types. Gives that just-cleaned look.



AIR TURBINE WITH WHEELS

913	Black	11"	32mm
913500	Black	11"	38mm

For dry pick-up on most carpet types.



32mm (1 ¼") & 38mm (1 ½") Friction Fit Floor Brushes

NYLON (MEDIUM) BRISTLE

PART NO.	COLOR	WIDTH	TYPE
32535	Gray	14"	32mm
38535	Gray	14"	38mm

For dry pick-up on all bare surfaces.



SLOTTED HORSEHAIR (SOFT) BRISTLE

32535HSL	Gray	14"	32mm
38535HSL	Gray	14"	38mm

For dry pick-up on all bare surfaces. Slotted front bristles improve airflow.



NOTCHED NYLON (MEDIUM) BRISTLE

3260835	Gray	20"	32mm
3860835	Gray	20"	38mm

For dry pick-up on all bare surfaces. Covers wider area.



SLOTTED HORSEHAIR (SOFT) BRISTLE

902G	Gray	10"	32mm
------	------	-----	------

Narrow width for tight spaces.



SLOTTED NYLON (MEDIUM) BRISTLE

38535SL	Gray	14"	38mm
---------	------	-----	------

For dry pick-up on all bare surfaces. Slotted front bristles improve airflow.



32mm (1 ¼") & 38 mm (1 ½") Friction Fit Squeegee Tools





NEOPRENE

PART NO.	COLOR	WIDTH	TYPE
32545	Gray	14"	32mm
38545	Gray	14"	38mm

For wet pick-up on most surfaces.



32mm (1¼") Friction Fit Specialty Tools





FLOOR/RUG COMBO TOOL				
PART NO.	COLOR	WIDTH	TYPE	
811BLKWW	Black	11"	32mm	For commercial carpets and hard surface floors. Two large wheels for easy maneuverability. 
910BLKWW	Black	11"	32mm	For commercial carpets and hard surface floors. Large wheel for ease of use. 
911BLKWW	Black	12"	32mm	For commercial carpets and hard surface floors. Standard pivoting swivel neck. 
912BLK	Black	11"	32mm	For commercial carpets and hard surface floors. Low profile design with retractable bristles. 

32mm (1¼") Single Bend Friction Fit Wands

PART NO.	SIZE	BODY MATERIAL	CONNECTION	COUPLING	LENGTH	PIECE(S)	TYPE	
20C1*	1½"	Chrome Steel	Friction Fit	Friction Fit	54"	1	32mm	


* 1½" Wand tapers to 32mm Friction Fit

32mm (1¼") Single Bend & Straight Friction Fit Wands

PART NO.	COLOR	SIZE	BODY MATERIAL	BODY STYLE	COUPLING	LENGTH	TYPE	
7022	Gray	1¼"	Plastic	Straight	Friction Fit	20"	32mm	
7022BK	Black	1¼"	Plastic	Straight	Friction Fit	20"	32mm	
7023	Gray	1¼"	Plastic	Curved	Friction Fit	10"	32mm	
7023BK	Black	1¼"	Plastic	Curved	Friction Fit	10"	32mm	
7023BKS**	Black	1¼"	Plastic	Curved	Friction Fit	12"	32mm	
7024BSS	—	1¼"	Stainless Steel	Curved	Friction Fit	11"	32mm	
7025BSS	—	1½"	Stainless Steel	Curved	Friction Fit	11"	32mm	
7028SS	—	1¼"	Stainless Steel	Telescopic	Friction Fit	25"-39"	32mm	

** Threads onto 1¼" ID hose

38mm (1½") Single Bend Friction Fit Wands

PART NO.	SIZE	BODY MATERIAL	CONNECTION	COUPLING	LENGTH	PIECE(S)	TYPE	
29A138	1½"	Aluminum	Button Lock	Friction Fit	54"	2	38mm	

Replacement Parts


PART NO.	DESCRIPTION	FITS TOOLS
522B	Bumper	32521, 32546, 38521, 38546
535B	Brush, Nylon	32535, 38535
535BHSL	Slotted Brush, Horsehair	32535HSL, 38535HSL
535BNSL	Slotted Brush, Nylon	38535SL
545SBPK	Blades, Neoprene (2 Narrow, 2 Wide)	32545, 38545

2" Tools & Accessories



2" Floor Tools

GULPER FLOOR TOOL				For wet/dry pick-up on most surfaces. Fits 31ABIC & 32CB Wands.	
PART NO.	BODY MATERIAL	WIDTH	TYPE*		
314	Aluminum	13"	7		
NEOPRENE SQUEEGEE & NYLON BRUSH COMBINATION				Adjustable wheels. Shown with brushes. Fits UE30 Wand.	
PART NO.	BODY MATERIAL	WIDTH	TYPE*		
700	Aluminum	20"	Friction		
NATURAL RUBBER SQUEEGEE (BEIGE)				For wet pick-up on most surfaces. Fits 31ABIC & 32CB Wands.	
PART NO.	BODY MATERIAL	WIDTH	TYPE*		
94520	Aluminum	22"	7		
NYLON BRISTLE FLOOR TOOL				For dry pick-up on all bare surfaces. Fits 31ABIC & 32CB Wands.	
PART NO.	BODY MATERIAL	WIDTH	TYPE*		
93520	Aluminum	22"	7		


2" Wands

PART NO.	BENDS	BODY MATERIAL	CONNECTION	COUPLING	LENGTH	TYPE*	
UE30	1	Chrome Steel	One Piece	—	45"	Friction Fit	
31ABIC	2	Aluminum	One Piece	Metal	56"	7	
32CWC1	2	Chrome Steel	Button Lock	Metal	54"	1	
32CWC15	2	Chrome Steel	Button Lock	Metal	54"	2	
32CB	2	Chrome Steel	Button Lock	Metal	54"	7	

2" Attachments

BULK PICK-UP NOZZLE				
PART NO.	BODY MATERIAL	LENGTH	END STYLE	
202	Aluminum	18"	Angle	
CREVICE TOOL				
PART NO.	BODY MATERIAL	LENGTH	END STYLE	
208	Aluminum	15"	Angle	
209ST	Chrome Steel	24"	Angle	

2" Extensions







PART NO.	BENDS	BODY MATERIAL	CONNECTION	COUPLING	LENGTH	TYPE*	
UE40	—	Aluminum	Friction Fit	Friction Fit	54"	Friction Fit	
40AWC	—	Aluminum	—	Metal	54"	1	
40AWC5	—	Aluminum	—	Metal	54"	2	

* See chart on page 1

2 1/4" Tools & Accessories



2 1/4" Accessories

PART NO.	DESCRIPTION	COLOR	HOSE END	INLET END	NOTES	
125225EM	Hose Adapter	Black	1 1/4"	2 1/4" Vacuum Intake	With Hose Barbs	
225EB	Hose Adapter	Black	1 1/2"	2 1/4" Vacuum Intake	—	
225EF	Hose Adapter	Black	Threaded Female	2 1/4" Vacuum Intake	Fits 1 1/2" All-Plastic Hose	
232	Hose Adapter	Black	Threaded Male	2 1/4" Vacuum Intake	—	
233	Hose Sleeve	Black	—	2 1/4" I.D.	Use with 225EB, 225EF, 232	
250SVI	4-Hole Flanged Inlet	Black	—	2 1/4" I.D.	—	

2 1/4" Tools




PART NO.	DESCRIPTION	COLOR	INLET CONN.	LENGTH	NOTES	
226	Floor Tool	Black	2 1/4"	—	14" Width	
228	Wand	Black	2 1/4"	23"	—	
229	Crevice Tool	Black	2 1/4"	14"	—	
230	90° Dust Brush	Black	2 1/4"	—	Bristles	
231	90° Elbow	Black	2 1/4"	—	—	
235	Utility Nozzle	Black	2 1/4"	—	6" Width	

2" Replacement Parts


PART NO.	DESCRIPTION	FITS TOOLS
21AWC	Metal Coupling	32CWCI, 40AWC
21A5WC	Metal Coupling	32CWCI5, 40AWC5
21NA	Metal Nut	32CWCI, 40AWC
21NA5	Metal Nut	32CWCI5, 40AWC5
21R5PK	Ring (Pkg. of 10)	32CWCI5, 40AWC5
21RPK	Ring (Pkg. of 10)	32CWCI, 40AWC
700BRPK	Brushes, (1 Straight, 1 Notched)	700
700SBPK	Blades, Neoprene (2)	700
94520SB	Blades, Natural Rubber (6)	94520

Overhead Cleaning

Overhead Tools

PIPE CLEANING TOOL					 <p>To be used with a single bend extension. For cleaning overhead pipes, trusses, etc.</p>
PART NO.	BRISTLE MATERIAL	BODY MATERIAL	FITS PIPE (Diameter)	TYPE*	
3015	Nylon (Medium)	Aluminum	Over 6"	2	
3025	Nylon (Medium)	Aluminum	4" – 6"	2	
3035	Nylon (Medium)	Aluminum	1" – 3"	2	
ABS PIPE CLEANING TOOL					 <p>To be used with a straight extension. For cleaning overhead pipes, trusses, etc.</p>
PART NO.	BRISTLE MATERIAL	CONNECTION SIZE	FITS PIPE (Diameter)	TYPE*	
401	Nylon	38mm	4" – 8"	38mm	
401UE4B-2	Nylon	1½"	4" – 8"	1	
401UE-3B	Nylon	1½"	4" – 8"	2	
403	Nylon	38mm	1" – 4"	38mm	
403UE4B-2	Nylon	1½"	1" – 4"	1	
403UE-3B	Nylon	1½"	1" – 4"	2	
WALL BRUSH					 <p>To be used with a straight extension. For cleaning walls and ceilings.</p>
PART NO.	BRISTLE MATERIAL	BODY MATERIAL	WIDTH	TYPE*	
313	Horsehair (Soft)	Aluminum	10"	1	
3135	Horsehair (Soft)	Aluminum	10"	2	
313N	Nylon (Medium)	Aluminum	10"	1	
3135N	Nylon (Medium)	Aluminum	10"	2	

Overhead Extensions

PART NO.	BENDS	BODY MATERIAL	CONNECTION	COUPLING	LENGTH	TYPE*	 <p>To be used for added height on standard extensions. Can be used with a UE20 straight extension. Can be coupled together for added height. Can be coupled with a straight extension for added height.</p>
UE20	Straight	Aluminum	Friction Fit	—	54"	FF	
20A	Straight	Aluminum	Friction Fit	Metal	54"	1	
20A5	Straight	Aluminum	Friction Fit	Metal	54"	2	
25HIUPAWC	Straight	Aluminum	Metal Sleeve	Metal	60"	1	
25HIUPAWC5	Straight	Aluminum	Metal Sleeve	Metal	60"	2	
25AHIUP	1 Bend	Aluminum	Metal Sleeve	Metal	60"	1	
25AHIUP5	1 Bend	Aluminum	Metal Sleeve	Metal	60"	2	

Replacement Parts

PART NO.	DESCRIPTION	FITS TOOLS
21AWC	Metal Coupling	20A, 25AHIUP, 25HIUPAWC
21A5WC	Metal Coupling	20A5, 25AHIUP5, 25HIUPAWC5
21NA	Metal Nut	20A, 25AHIUP, 25HIUPAWC
21NA5	Metal Nut	20A5, 25AHIUP5, 25HIUPAWC5
21RPK	Ring (Pkg. of 10)	20A, 25AHIUP, 25HIUPAWC
21R5PK	Ring (Pkg. of 10)	20A5, 25AHIUP5, 25HIUPAWC5
313B	Brush, Horsehair	313, 3135
313BN	Brush, Nylon	313N, 3135N

* See chart on page 1

1 1/4" Crevice Tools

PART NO.	SIZE	LENGTH	MATERIAL	COLOR	
906BK	1 1/4"	9"	HIPS**	Black	
906G	1 1/4"	9"	HIPS**	Gray	

1 1/2" Crevice Tools

PART NO.	FITS CUFF SIZE	LENGTH	MATERIAL	NOTES	
317	1 1/2"	15"	Chrome Steel	Angle	
605FBK	1 1/2"	6"	HIPS**	Black	
611A1	1 1/2"	11"	Aluminum	Angle	
611F	1 1/2"	11"	HIPS**	Gray	
611FBK	1 1/2"	11"	HIPS**	Black	
611S	1 1/2"	11"	HIPS**	Gray	
617F	1 1/2"	17"	HIPS**	Gray	
617FBK	1 1/2"	17"	HIPS**	Black	
624A1	1 1/2"	24"	Aluminum	Angle	
628F	1 1/2"	28"	HIPS**	Gray	
628FBK	1 1/2"	28"	HIPS**	Black	
727B	1 1/2"	27"	Chrome Steel	Straight	





**HIGH IMPACT POLYSTYRENE

2" Crevice Tools



PART NO.	FITS CUFF SIZE	LENGTH	MATERIAL	NOTES	
208	2"	15"	Aluminum	Angle	
209ST	2"	24"	Chrome Steel	Angle	

Pick-Up Nozzles, Upholstery Tools, Utility Tools









1 1/2" Bulk Pick-Up Nozzles

PART NO.	FITS CUFF SIZE	LENGTH	MATERIAL	NOTES	
204	1 1/2"	18"	Aluminum	Angle	
806	—	6"	Neoprene (Rubber)	Black	
806C	1 1/2"	9"	Neoprene, Plastic	Black	
807CM	1 1/2"	25"	Neoprene, Chrome	Black	






2" Bulk Pick-Up Nozzles

PART NO.	FITS CUFF SIZE	LENGTH	MATERIAL	NOTES	
202	2"	18"	Aluminum	Angle	
UE40	2"	54"	Aluminum	Tapered	

Upholstery Tools

PART NO.	BODY MATERIAL	BRISTLE MATERIAL	SIZE	WIDTH	TYPE*	
307	Aluminum	—	1 1/2"	6"	2	
307B	Steel, Nylon	Polypropylene	6"	—	—	
506	Polypropylene, Gray	—	1 1/2"	5"	1	
506B	Polystyrene, Gray	.008" Polypropylene	—	5"	—	
506BLK	Polypropylene, Black	—	1 1/2"	5"	1	
506BBLK	Polypropylene, Black	.008" Polypropylene	—	5"	—	
924BK	Polypropylene, Black	—	1 1/4"	5"	32mm	
924BBK	Polypropylene, Black	.008" Polypropylene	1 1/4"	5"	—	

Utility Tools

PART NO.	BODY MATERIAL	BRISTLE MATERIAL	SIZE	WIDTH	TYPE*	
2355BK	Polystyrene, Black	—	1 1/2"	5"	—	
308BA	Aluminum	Horsehair	—	6"	—	
309	Aluminum	—	1 1/2"	6"	1, 2	
319	Polyethylene, Orange	—	1 1/2"	4"	—	
321	Polyethylene, Yellow	—	2"	4"	—	

* See chart on page 1

Dust Brushes						
PART NO.	BODY MATERIAL	BRISTLE MATERIAL	SIZE	COLOR	TYPE*	
306	Aluminum	Horsehair	3"	—	1, 2	
306N	Aluminum	Nylon	3"	—	1, 2	
306SCN**	Aluminum	Conductive Filament	3"	—	1, 2	
312	Aluminum	Horsehair	5"	—	1, 2	
312N	Aluminum	Nylon	5"	—	1, 2	
40504	Polypropylene	Horsehair	3"	Gray	1, 2	
40504BK	Polypropylene	Horsehair	3"	Black	1, 2	
503	Polypropylene	Polypropylene	3"	Gray	32mm	
503BK	Polypropylene	Polypropylene	3"	Black	32mm	
503PR	Polypropylene	Polypropylene	3"	Gray	1	
603	Polypropylene	.010" Polypropylene	3"	Gray	32mm	
603MR	Polypropylene	.010" Polypropylene	3"	Gray	2	
803BLK	Polypropylene	.010" Polypropylene	3"	Black	32mm	
803BLKMR	Polypropylene	.010" Polypropylene	3"	Black	2	
907BLK	PVC	Horsehair	3"	Black	32mm	
907G	PVC	Horsehair	3"	Gray	32mm	
907GPR	PVC	Horsehair	3"	Gray	1	


**Minimum order requirements. Replacement bristles available for 306 (305B), 306N (305BN), 312N (312BN), 312 (312B), 503 (503B & 503BH) and 603 (603B).

Adapters			
PART NO.	DESCRIPTION	FITS TOOLS	
502	1½"-1¼" Reducer, Polystyrene, Gray	Type 1	
502BLK	1½"-1¼" Reducer, Polystyrene, Black	Type 1	
703	1½"-1¼" Reducer, Aluminum	Type 2	
609BK	1¼" Connector, Polystyrene, Black	32mm	


* See chart on page 1

Accessory Kits


Commercial Wet/Dry

DESCRIPTION	TYPE*	
1½" x 10' DPZ Hose with Standard Cuffs	1 & 2	
54" One Piece, Double Bend Aluminum with ABS Coupling	1 & 2	
3" Dust Brush with Poly Bristles	1 & 2	
14" Floor Brush with Nylon Bristles	1 & 2	
14" Squeegee with Neoprene Blades	1 & 2	
14" Scallop Face Carpet Tool	1 & 2	
1½" x 11" Crevice Tool	1 & 2	


Industrial MRO General Pick-Up

DESCRIPTION	TYPE	
1½" x 15' StatPath® Plus Hose (blue)	1½"	
1½" Swivel Cuff	1½"	
2¼" Adapter	1½"	
4" Utility Tool	1½"	
1½" x 11" Crevice Tool	1½"	

Commercial MRO General Pick-Up

DESCRIPTION	TYPE	
1½" x 15' Fix Plus Hose	1½"	
1½" Swivel Cuff	1½"	
2¼" Adapter	1½"	
4" Utility Tool	1½"	
1½" x 11" Crevice Tool	1½"	

Industrial Wet/Dry

DESCRIPTION	TYPE*	
54" Aluminum Wand	1 & 2	
14" Aluminum Floor Brush	1 & 2	
14" Aluminum Squeegee Floor Tool	1 & 2	
3" Aluminum Dust Brush	1 & 2	
6" Aluminum Utility Tool	1 & 2	
11" Aluminum Crevice Tool	1 & 2	

* See chart on page 1

Wet/Dry Pick-Up

DESCRIPTION	TYPE	
12" Combo Floor Tool	38 mm	
14" Squeegee Floor Tool	38 mm	
54" Two-Piece Chrome Steel Wand	38 mm	
3" Dust Brush	38 mm	
5" Upholstery Tool	38 mm	
11" Crevice Tool	38 mm	

Dry Pick-Up

DESCRIPTION	TYPE	
11" Combo Floor Tool	32 mm	
1½" x 11" Stainless Steel Wand Connector	32 mm	
39" Stainless Steel Telescopic Wand	32 mm	
20" Straight Wand	32 mm	
3" Dust Brush	32 mm	
5" Upholstery Tool	32 mm	
8" Crevice Tool	32 mm	

Woodworking Accessory Kit

DESCRIPTION	TYPE	
1¼" x 20" Plastic Straight Wand (2)	32 mm	
1¼" x 10" Plastic Curved Wand	32 mm	
9" Crevice Tool	32 mm	
3" Dust Brush	32 mm	
5" Upholstery Tool	32 mm	
14" Floor Tool	32 mm	
45° Cuff	32 mm	

Special Applications

Custom-made hose, consult sales team for prices and minimums.

Uni-Loop HT

Size Range (In) 1.25" to 2"
Standard Length (Ft) 50'
Standard Colors red
Temperature Range (°F) -15° to 245°

- Light weight thermoplastic rubber hose reinforced with an integral thermoplastic rubber helix
- Smooth interior assures efficient fluid flow
- Handles higher temperatures than standard Uni-Loop
- Superior external abrasion resistance
- Good flexibility with tight bending characteristics
- Crush resistant
- Ideal for use in carpet cleaning machines and extraction equipment
- Designed to resist corrosion caused by the combination of hot water and chemical concentration of detergents
- Cuffs and custom colors available



LWS

Size Range (In) 1.25" to 2"
Standard Length (Ft) 6" to 36'
Standard Colors black
Temperature Range (°F) 0° to 160°

- PVC hose reinforced with a vinyl coated spring steel wire helix
- Lightweight with a 4:1 stretch ratio
- Very flexible, abrasion and chemical resistant
- Ideal for upright vacuum cleaners
- Higher stretch ratios available
- Custom sizes, colors and end finishes available



Custom Molded End Fittings

Flexaust offers multiple manufacturing constructions and processes for the floor care industry to service many applications. With capabilities ranging from blow molding assemblies, over molding end finishes to vacuum and stretch hoses, Flexaust will meet your specific hose specifications and provide unique customized solutions.

- Over molded cuffs are injection molded over the hose to insure system integrity, prevent contamination and create a hermetic seal for optimum air, liquid or dust flow
- Available for hoses from 1" to 2" I.D.
- Cuffs can be molded from TPV, PVC, polypropylene, polyurethane and other materials
- Designed to customer specification in straight, angled, reduced, enlarged, squeezable and other configurations
- Suitable for handling air, dust, gases, liquids and light solids depending on the hose type



Drain Hose Squeeze Cuff

Flexaust Drain Hose assembly features a 10" long TPR rubber squeezable cuff which is over molded onto the hose and includes a liquid-tight cap with a strap and molded "D" ring for hanging. PVC squeezable flow control cuff is ideal for floor scrubbing machines and similar chemical or industrial equipment with tanks that require periodic draining.

- Offered in 1.5", 2" and 2.5" standard sizes
- Standard Color: black
- Drain Hose assembly can be supplied in lengths 2ft. and up with 90°, 45° or straight molded tank connection cuffs
- Custom sizes and colors can be developed to match special customer requirements



Standard Payment and Credit Policy:	Terms — NET 30 Days
Standard Freight Terms	F.O.B.—Warsaw, IN
Minimum Order	Minimum order is \$75.00

Damaged or Lost Shipments

Small Package Shipments

- Check your order immediately upon receipt. If damage is noted, you have the right to refuse the shipment. If you choose to keep the shipment, Flexaust®-TUEC must be notified of any damages or shortages within 5 business days. Any damaged cartons and merchandise must be kept for inspection.

Truck Shipments

- Check your order immediately upon receipt. Any damages or shortages must be noted on the delivery receipt. If damage is noted, you have the right to refuse the shipment. The customer must contact the truck line and report any discrepancy. All damaged containers and merchandise must be kept for the truck line to inspect. At that time, you should file a claim with the truck line. Any shortages due to a shipping error must be reported within 5 business days.

Warranty

- Attachments and hose are warranted for 90 days from the date of shipment to be free from defects in materials and workmanship.
- Products damaged due to abuse, accidental damage or improper use is not covered by warranty.
- All warranty returns must have prior written authorization by Flexaust®-TUEC. No returns will be accepted without a Return Authorization number from Flexaust®-TUEC. Please call us if you have warranty questions.
- The foregoing is in lieu of all other warranties expressed or implied and constitute Flexaust®-TUEC's only obligation with respect to our products. Flexaust®-TUEC assumes no liability for individual or consequential damages.

Return Goods Policy

- No merchandise returns will be accepted without prior written approval. A Return Authorization form and number must accompany all returns and can be obtained by contacting our customer service department. No returns will be authorized for product shipped more than 12 months prior.
- All returned merchandise will be charged a 20% restocking fee unless covered by warranty or shipped in error. Claims must be filed within 30 days of receipt. Returns, WHEN APPROVED, must be received in first quality, resalable condition. Freight charges on all restocking returns are the responsibility of the customer.

Pricing

- We reserve the right to make price adjustments without prior notification.

Throughout the United States and Canada contact us at:





A **SCHAUBENBURG** HOSE TECHNOLOGY COMPANY

2929 Crouse Lane, Suite C
Burlington, NC 27215
Tel: 800-334-6878
Fax: 336-222-0567

1510 Armstrong Road
Warsaw, IN 46580
Tel: 574-267-7909
Fax: 574-269-7491
sales@flexaust.com
www.flexaust.com

4584 Calimesa Street
Las Vegas, NV 89115

10 Industrial Way
Amesbury, MA 01913

12134 Esther Lama, Suite 300
El Paso, TX 79936

Find Us On:



LinkedIn

DISTRIBUTED BY

