



800-343-0428  
Fax 800-382-8464  
www.flexaust.com

## EXHAUST HOSE GUIDELINES AND TIPS:

The basics of exhaust hose and associated products offered by Flexaust. Inside you will find answers to most exhaust questions and descriptions of most parts and accessories offered. For any questions or concerns that cannot be answered, do not hesitate to contact us.

### HOSE:

- \* Comes in 11' lengths, unless otherwise noted.
- \* The FLT series has one standard and one flared-out end which allows multiple pieces to connect to one another.
- \* The hose is rated to withstand intermittent temperatures up to 600°F or 315°C.
- \* The *Hose Selection Chart* and *Adapter Application Chart* inside detail the recommended sizes to use with your application.
- \* We always refer to the **INSIDE DIAMETER** of any particular hose, never the outside size.
- \* Most hoses will accept multiple tailpipe adapters, and each adapter will fit on multiple hose sizes. These possible combinations are listed on the *Adapter Application Chart*.
- \* Some of the larger hose sizes are available with a wire coil to prevent kinking when the hose is bent at a tight angle. The ACT w/WIRE line is also available with 30" of wire instead of the full 11'. This gives maximum crush protection and kink resistance in the same hose. Use the "W30" suffix instead of "W11" to get this model.
- \* The Superflex hose is also kink-resistant, but does not accept standard adapters and must be stretched to achieve the listed length.
- \* The Dyno hose is recommended for use on a dynamometer due to its higher heat rating. It must be attached to a fan-assisted system to ensure maximum life.

### ADAPTERS:

- \* **Flexaust** brand adapters are designed to fit almost any vehicle on the road today. Keep in mind that about a quarter of all vehicles have dual exhaust or a twin exhaust system. Refer to the size chart inside to make sure you get the right adapters for your application.
- \* A hook and chain assembly is attached to each adapter to allow it to be fixed to the frame of the vehicle. This ensures that the fitting stays in place.
- \* Each adapter will attach to the hose in one of three ways:
  - A.) Screw over the outside of the hose.
  - B.) Screw into the threads of the hose.
  - C.) The included sleeve screws into/onto the hose, then the adapter fits over/inside of the sleeve.










### CONNECTORS/ DOOR PORTS:

- \* Y connectors are used to join hose together for dual-exhaust vehicles. They are sold alone in 2", 2.5", 3", and 4", or as part of a Y assembly that includes hoses and adapters.
- \* Splice connectors join two sections of hose together when there is no flarelock available.
- \* Door ports allow hose to fit inside them when in use, and are available in 2.5", 3", and 4".
- \* Larger ports are typically installed with a custom system and are therefore not available.

### KITS:










- \* **Flexaust** offers some pre-made kits for both overhead and underground systems that contain the appropriate components at a 5% savings.
- \* There are Car Dealership, Gasoline Truck, Diesel Truck, and Service Station kits, as well as Y assemblies of varying sizes.

## HOSE SELECTION CHART










HOSE STYLES	HOSE SIZES						
	2" (50mm) Motorcycle	2.5" (63mm) Compact Car	3" (76mm) Average Car	3.5" (89mm) Average Car	4" (102mm) Light Truck	5" (125mm) Diesel Truck	6" (150mm) Diesel Truck
 <p><b>FLARE-LOK®</b>                      Made for cars and small trucks. Flared end on each hose will allow multiple pieces to connect together.</p>	<b>FLT200*</b>	<b>FLT250*</b>	<b>FLT300*</b>	<b>FLT350</b>	<b>FLT400*</b>		
 <p><b>UNIHOSE</b>                      Hose and tailpipe adapter made as one continuous piece. <i>Will not accept other adapters.</i></p>		<b>UNH2500</b>	<b>UNH3000</b>		<b>UNH4000</b>		
 <p><b>SUPERFLEX</b>                      Accordion-like design means extra stretch. Compressed rubber resists kinking when put on a diesel stack.</p>					<b>40-20 SF</b>	<b>50-12 SF</b>	
 <p><b>ACT</b>                      Designed for use with diesel and gas trucks. Hoses are perfect for overhead systems.</p>					<b>ACT400</b> <b>ACT40-20</b>	<b>ACT500</b>	<b>ACT600</b>
 <p><b>ACT w/WIRE</b>                      ACT hose with a wire inside to prevent kinking. Also available with just 30" of wire. Example: ACT500W30</p>					<b>ACT400W11</b>	<b>ACT500W11*</b>	<b>ACT600W11*</b>
 <p><b>STAINLESS STEEL</b>                      For Dynamometers. Light, flexible, and will withstand 1650F</p>					<b>SS4000</b>	<b>SS5000</b>	
 <p><b>FABRIC/WIRE</b>                      Lightweight hose for overhead exhaust systems. The hose will withstand 600F.</p>					<b>401</b>	<b>501</b>	
 <p><b>DYNO</b>                      Special rubber blend for use with dynamometers with a fan-assisted system. For better life, use correct adapter and allow hose to cool.</p>					<b>ACT400 DYNO*</b>		
 <p><b>REEL HOSE</b>                      Designed for hose reels and overhead systems. First 5' is crushproof to prevent damage. Each hose is 25' long and includes listed adapter.</p>					<b>CPRH400</b> <i>DSR600 or F575</i>	<b>CPRH500</b> <i>DSR600</i>	<b>CPRH600</b> <i>DSR600-6</i>

Flare-Lok® is a registered trademark of Crushproof Tubing Co. In the U.S. and other countries and is being used with permission.

## ADAPTER APPLICATION CHART

		HOSE SIZES						
		2" (50mm) Motorcycle	2.5" (63mm) Compact Car	3" (76mm) Average Car	3.5" (89mm) Average Car	4" (102mm) Light Truck	5" (125mm) Diesel Truck	6" (150mm) Diesel Truck
ADAPTER SIZES								
	<b>F250</b> Tail Pipe Adapter 2" pipe or smaller (50mm)	Adapter threads over the hose.*	Included sleeve threads over the adapter and over the hose.*	Adapter threads into the hose.*				
	<b>F300</b> Tail Pipe Adapter 2.5" pipe or smaller (63.5mm)		Included sleeve threads into the adapter and over the hose.*	Adapter threads over the hose.*	Adapter threads into the hose. Very tight fit.*			
	<b>F350</b> Tail Pipe Adapter 3" pipe or smaller (76mm)			Adapter threads over the hose.*	Included sleeve threads into the adapter and into the hose.*	Adapter threads into the hose.*		
	<b>F400</b> Tail Pipe Adapter 3.5" pipe or smaller (89mm)				Adapter threads over the hose. Very tight fit.*	Adapter threads into the hose.*		
	<b>DSR600 / DSR600-6</b> Diesel Stack Adapter for use with overhead power ventilated system 5.5" stack or smaller (140mm)					DSR600 threads over the hose.*	DSR600 threads into the hose.*	DSR600-6 threads into the hose.*
	<b>RA250 / RA300</b> Bell-Shaped Adapter 2" pipe or smaller (50mm)	RA300 threads over the hose.	RA250 threads over the hose.	RA300 threads into the hose.	RA250 threads into the hose.			
	<b>F475 / F575</b> Twin Oval Adapter 2.5" x 5.5" or smaller pipe  Twin Oval Adapter 3" x 8" or smaller pipe			Adapter threads over the hose.*		Adapter threads into the hose.*		
	<b>RY20 / RY25 / RY30</b> Rubber Y Connector 2", 2.5", 3" (50mm, 63mm, 76mm)	RY20 accepts 2" hose.	RY25 accepts 2.5" hose.*	RY30 accepts 3" hose.*				
	<b>AY40</b> Aluminum Y Connector 4" (102mm)					AY40 accepts 4" hose.*		

## CONNECTORS, DOOR PORTS, & KITS

CONNECTOR / KIT	HOSE SIZES						
	2" (50mm) Motorcycle	2.5" (63mm) Compact Car	3" (76mm) Average Car	3.5" (89mm) Average Car	4" (102mm) Light Truck	5" (125mm) Diesel Truck	6" (150mm) Diesel Truck
 <p><b>SPLICE CONNECTOR</b>                      Rubber fittings used to joint multiple sections of hose that does not flare-lock.</p>	<b>SP20</b>	<b>SP25</b>	<b>SP30</b>		<b>SP40</b>		
 <p><b>SPLICE CONNECTOR</b>                      Aluminum fittings used to joint multiple sections of hose that does not flare-lock.</p>			<b>AC30</b>		<b>AC40*</b>	<b>AC50*</b>	<b>AC60-OC*</b>
 <p><b>PULLEY ELBOW</b>                      Aluminum elbow for use with overhead, power ventilated exhaust systems.</p>		<b>AEL25*</b>	<b>AEL30*</b>		<b>AEL40</b>	<b>AEL50</b>	
 <p><b>ELBOW: UNDER-FLOOR</b>                      Rubber elbow for use with under floor, power ventilated exhaust systems.</p>		<b>EB25</b> (EB30 w/sleeve)	<b>EB30</b>				
 <p><b>OVERHEAD DUCT CONN.</b>                      Aluminum connector for use with overhead, power ventilated exhaust systems.</p>			<b>OC30</b>		<b>OC40</b>	<b>OC50</b> (w/o damper) <b>OC50-D</b> (w/ damper)	<b>AC60-OC</b>
 <p><b>DOOR PORT</b>                      Rubber (DF25) or Aluminum (ADF30/40) ports that allow for easy outside venting.</p>		<b>DF25*</b>	<b>ADF30*</b>		<b>ADF40*</b>		
 <p><b>TELESCOPING SYSTEM</b>                      Connects to 5" "T" or stub on 158" to 198" overhead system. 3", 4.5", and 6" hoses fit inside each other.</p>			<b>TE6000</b>				
 <p><b>Y-ASSEMBLY</b>                      Allows a single hose to fit a dual-exhaust vehicle. Comes with hose, Y, and adapters.</p>		<b>YA250</b>	<b>YA300</b> <b>YA575</b>		<b>YA400</b>		
 <p><b>SERVICE STATION KIT</b>                      Contains the basics to set-up an exhaust system for single or dual exhaust cars.</p>		<b>DSS25</b>	<b>DSS30</b>				